



# WLF60B

Worktop 60" Side Mount  
Freezer with Two Doors



WLF60B  
11/18/24  
Item # 13730

**W x D x H**  
60" x 33.25" x 40.25"\*  
Work Height 36"\*  
\*with 6" casters



## Dimensions / Capacity

**Interior Storage Capacity** (CF) (AHAM)

**Overall Width x Depth** (including 1" bumper)

**Height** (including 6" casters)

**Door Opening Width x Height**

**Depth with Door Open at 90°** (including 1" bumper)

**Adjustable Shelves**

**Shelf Dimensions** (W x D)

**Crated Weight**

**Crated Length x Width x Height**

## Two-Section WLF60B

17.22 ft<sup>3</sup>

60" x 33.25"

40.25"

19.5" x 23"

54.75"

4

21.5" x 25.5"

344 lbs.

63.75" x 35.75" x 40"

## Electrical / Refrigeration

**Voltage**

**HACR Breaker**

**Electrical Connection** (NEMA)

**Voltage Range**

**Ambient Temp. Range**

**Control Setpoint Range**

**Recommended Setpoint**

**Amperage**

**Energy Consumption** (kWh/day) @ASHRAE

**Heat Rejection** (BTU/Hr.) @NSF

**Approx. Nominal Compres.** BTU/HR (HP)

**Refrigerant / Charge Amount** (oz)

## Two-Section WLF60B

115/60/1

15.0 Amps

5-15P ⚡

104-126

45° to 100°F

-10° to 10°F

2°F

5

4.50

786

2870 (1/2+HP)

R290 (2.8 oz)

## Options

- |  |  |
|--|--|
| <input type="checkbox"/> 2" Casters (HS-5037, set of 4)      | <input type="checkbox"/> Overshelves (HS-5639 single)            |
| <input type="checkbox"/> 4" Casters (HS-5035, set of 4)      | <input type="checkbox"/> Overshelves (HS-5640 double)            |
| <input type="checkbox"/> Foot pedal kit (HS-5555, Lft hinge) | <input type="checkbox"/> Addtl. Epoxy Shelves (HS-5579, 1pk)     |
| <input type="checkbox"/> Foot pedal kit (HS-5556, Rt hinge)  | <input type="checkbox"/> Addtl. Stainless Shelves (HS-5580, 1pk) |
| <input type="checkbox"/> Pan slide rack (HS-5514)            |  |



Valid in United States, Canada, Puerto Rico and U.S. Territories. \*Please visit [hoshizakiamerica.com/support/warranty/](http://hoshizakiamerica.com/support/warranty/) for more information.

If GFCI is required, a GFCI breaker MUST be used in lieu of GFCI receptacle

Hoshizaki reserves the right to change specifications without notice.

## Features

- ▶ **Front breathing air flow design allows for 1" of rear wall clearance**
- ▶ **Stainless steel exterior front, sides, and top with stainless steel interior**
- ▶ **Engineered to maintain NSF-7 temperatures in 100°F ambient**
- Environmentally friendly R290 hydrocarbon refrigerant
- Cabinet and doors are insulated with 2" CFC free, foamed in place polyurethane
- Exclusive "stepped" door design to protect door gasket
- Spring assisted self-closing doors with stay open feature
- Extruded aluminum flush mount door handle
- Magnetic door gaskets are snap in and easily removable for cleaning
- Removable air filter for easy cleaning
- Hot gas condensate removal
- Mullion heaters for reduced condensation
- E-coated evaporator coil
- Digital temperature display
- Four epoxy coated shelves is standard
- Shelves hold a full sized sheet pan & 120 lbs. capacity
- Anodized aluminum shelf supports adjustable in 1/2" increments
- Standard with 6" casters (two with brakes)
- 10 ft. cord and plug



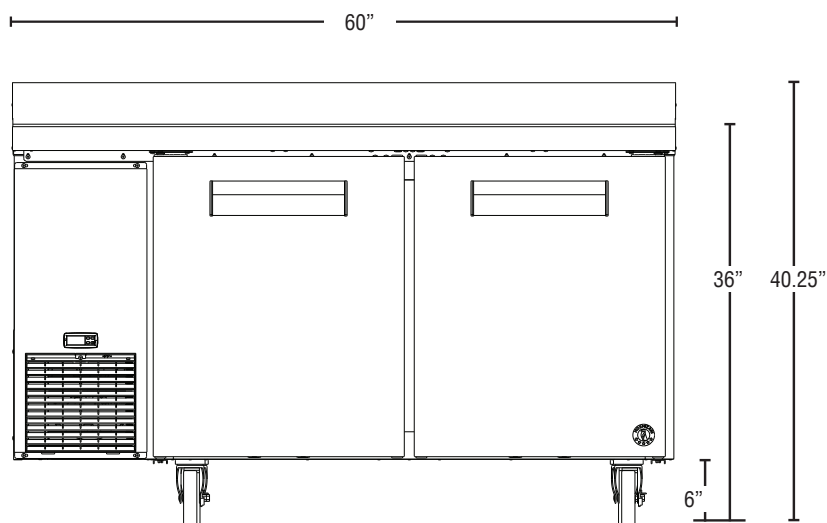
# WLF60B

## Worktop 60" Side Mount Freezer with Two Doors

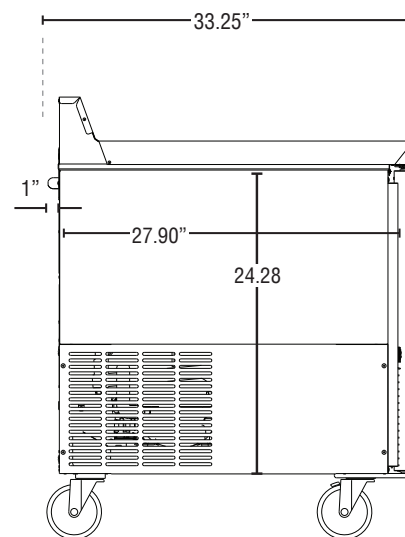


WLF60B  
11/18/24  
Item # 13730

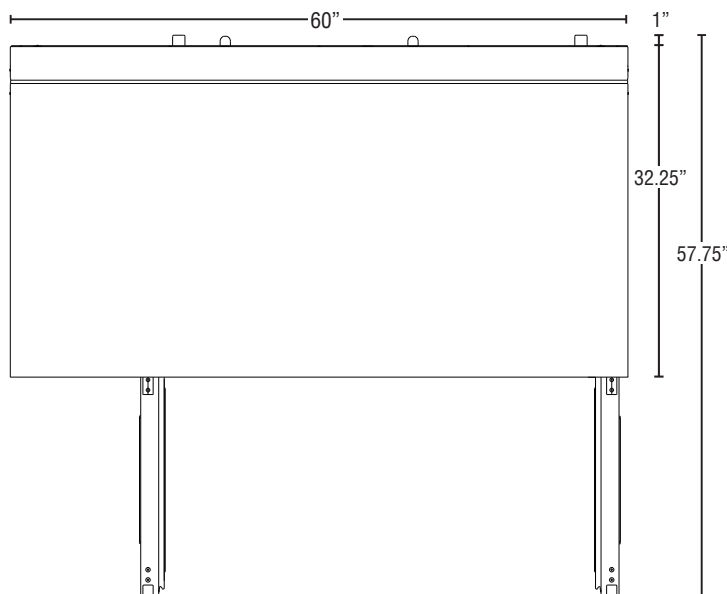
FRONT VIEW



SIDE VIEW



PLAN VIEW



### Cabinet Construction

The exterior cabinet top, front, and sides, are constructed of high quality stainless steel. The exterior back and bottom are constructed of coated steel. The cabinet interior features stainless steel back, sides, top and floor. Four heavy duty epoxy coated shelves is standard. Mounted on anodized aluminum pilasters the shelves are adjustable in 1/2" increments. Cabinet walls are insulated with 2" CFC free, foamed in place polyurethane. 6" polyolefin, stem casters (two with brakes) are standard.

### Door Construction

Doors are constructed of high grade stainless steel exterior with an ABS interior liner and are insulated with 2" CFC free, foamed in place polyurethane. Hoshizaki's exclusive "stepped" design protects the gasket while product is removed from the cabinet. Doors are provided with a one piece, extruded aluminum, flush mount handle. Spring assisted self-closing doors are equipped with a stay open feature past 90 degrees. Snap-in magnetic door gaskets are durable and easily removed for cleaning. Field reversible door hinging is standard.

### Refrigeration System

The high efficiency refrigeration system is self-contained with an E-coated evaporator for extended life. Condensate removal is accomplished with an energy efficient non-electric evaporation system. A capillary tube controls the flow of environmentally friendly R290 refrigerant through the evaporator. Unit uses a heated, time initiated defrost to eliminate any ice on the evaporator coil. 115 volt units are equipped with a ten foot cord and plug (20.0 amps or less).