



F-2001M_H(3)

Modular Ice Machine



F-2001M_H(3)
04/03/18
Item # 13340

W x D x H
30" x 27^{1/2}" x 34^{7/16}"

F-2001MWH
Water-Cooled
Shown on optional bin B-900


F-2001MRH
Remote 1 Phase

F-2001MRH3
Remote 3 Phase



Item #: _____
Project: _____
Qty: _____
AIA#: _____

Features

- ▶ Durable stainless steel exterior
- ▶ Advanced CleanCycle24™ design 
- ▶ Stainless steel auger with greaseless bearing

- Up to 2030 lbs. of ice production per 24 hours
- 2 second flush cycle every hour
- Flush cycle removes sediment for cleaner ice
- R-404A Refrigerant

Available on Bins:

B-250PF B-700PF/SF B-900PF/SF B-1300SS B-1650SS*
B-500PF/SF B-800PF/SF B-1150SS B-1500SS*

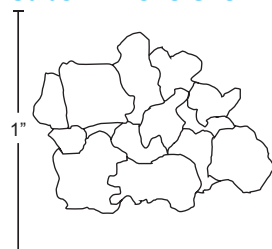
Top kit may be required; See Bin Spec Sheets. *Two unit application only.

Warranty:

3 Year Parts & Labor on entire machine. 5 Year Parts on Compressor; air-cooled condenser coil. Valid in United States, Canada, Puerto Rico and U.S. Territories. Contact factory for warranty in other countries.

			ICE PRODUCTION			WATER USAGE		ELECTRICAL						
Condenser		Model	Air / Water Temp Lbs. per 24 hours 70°/ 50°F	90°/ 70°F	Type of Ice (Hardness Rating)	Potable Gal. per 100 lbs. 90°/ 70°F	Condenser Gal. per 100 lbs. 90°/ 70°F	kWh Used per 100 lbs. 90°/ 70°F	Max. Fuse Size or HACR Circuit Breaker	Amperage	Voltage	Heat Rejection BTU/hr.	Shipping Weight	ENERGY STAR®
	Water-Cooled	F-2001MWH	2030	1642	Flaked (65.5)	12.0	70	3.68	30A	16.9A	208-230V/60/1	15,530	342 lbs.	
3 PHASE	Remote Air-Cooled	F-2001MRH	1990	1592	Flaked (63.4)	12.0	N/A	4.49	30A	19.9A	208-230V/60/1	16,475	360 lbs.	
	Remote Air-Cooled	F-2001MRH3	2010	1608	Flaked (67.2)	12.0	N/A	4.33	20A	18.1A	208-230V/60/1	16,890	360 lbs.	

Cube Dimensions*



* approximate size in inches, image not to scale

Operating Limits

- Ambient Temp Range 45 - 100°F
- Water Temp Range 45 - 90°F
- Water Pressure 10 - 113 PSIG
- Voltage Range 187-253V

Service

- Panels easily removed and all components accessible for service.
- Allow 24" (61 cm) clearance at top for removal of auger and 6" (15 cm) clearance at rear and sides for proper air circulation and ease of maintenance/service.

Plumbing

- Ice maker Water Supply Line: Minimum 1/4" Nominal ID Copper Water Tubing or Equivalent
- Ice maker Drain Line: Minimum 3/4" Nominal ID Hard Pipe or Equivalent

Water-Cooled Model (Lines Must Be Independent of Ice maker)

- Condenser Water Supply Line: Minimum 1/4" Nominal ID Copper Water Tubing or Equivalent
- Condenser Drain/Return Line: Minimum 1/4" Nominal ID Hard Pipe (open drain system) or Copper Water Tubing (closed loop system) or Equivalent



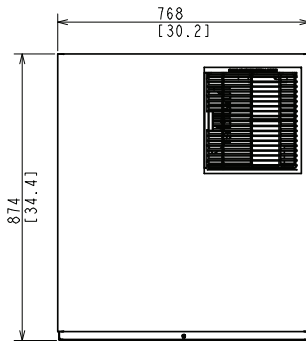
F-2001M_H(3)

Modular Ice Machine

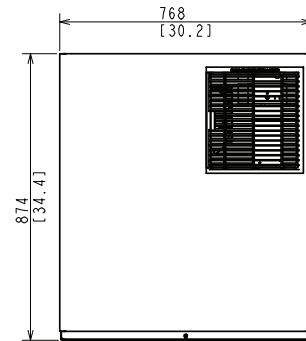


F-2001M_H(3)
04/03/18
Item # 13340

FRONT VIEW



WATER-COOLED

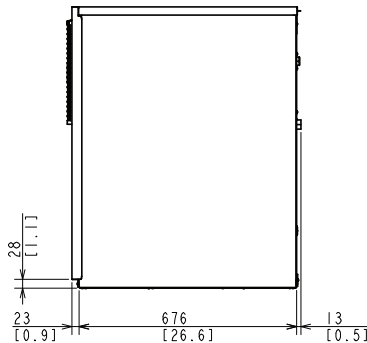


REMOTE AIR-COOLED

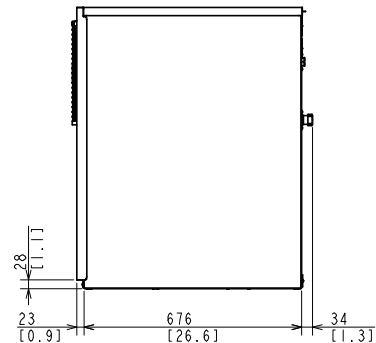
inch
[mm]

SIDE VIEW

Front
←

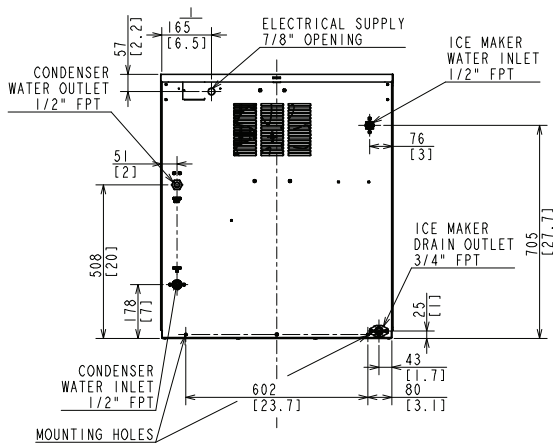


WATER-COOLED

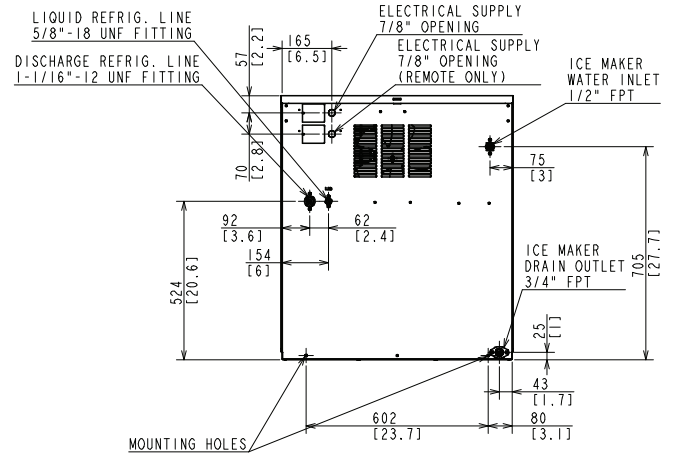


REMOTE AIR-COOLED

REAR VIEW

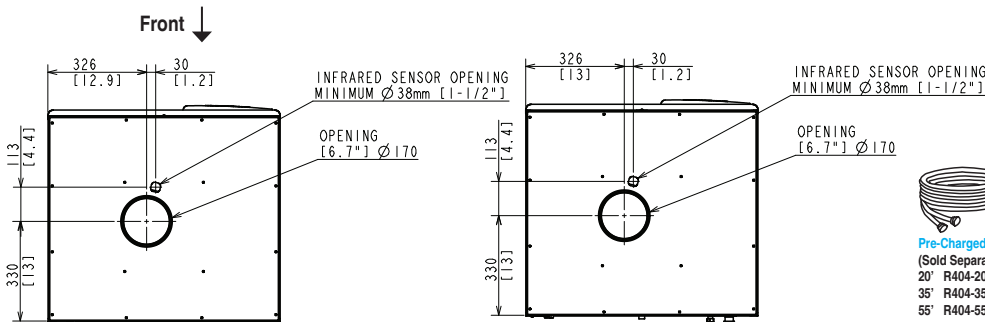


WATER-COOLED



REMOTE AIR-COOLED

BOTTOM VIEW



WATER-COOLED

REMOTE AIR-COOLED



Pre-Charged Tubing Kits
(Sold Separately)
20' R404-20610
35' R404-35610
55' R404-55610

Voltage supply for the URC Remote Condenser is supplied from the Ice Maker.
No additional circuit is required.

URC-22F Remote Condenser (Sold Separately)
(W x D x H) 46 3/8 x 14 1/16 x 40 1/2
For Use with F-2001MRH(3)

