

Hoshizaki America, Inc.

EFFECTIVE: February 1, 2010

January 5, 2010




REACH-IN PRICE LIST



"A Superior Degree of Reliability"
www.hoshizaki.com

2010



SSB / SSE Reach-In Refrigerators

SSB Reach-In Freezers

SSB Dual Temps

SSB Pass Thru Refrigerators

SSB Roll-In Refrigerators

AAC Reach-In Refrigerators

AAC Reach-In Freezers

Refrigerated Prep / Pizza Table with Raised Rail

Refrigerated Prep / Pizza Table with Raised Rail and Drawers

Undercounter Refrigerators and Freezers

Worktop Refrigerators and Freezers

Undercounter Refrigerators and Freezers with Drawers

Worktop Refrigerators and Freezers with Drawers

Commercial Series Refrigerators

Commercial Series Freezers

Accessories

EFFECTIVE: February 1, 2010

Supercedes all previous price schedules

TERMS AND CONDITIONS

PRICES:

Prices are F.O.B. Factory. All prices and specifications are subject to change without notice. Hoshizaki reserves the right to determine point of shipment.

TERMS:

Terms are such as the Company may extend to the purchaser.

LOST OR DAMAGED SHIPMENTS:

Whenever seller shall deliver or cause to be delivered to a common carrier any goods ordered by consignee, whether the particular common carrier shall have been designated in the shipping instructions of the consignee or not, seller shall not be responsible for any delays or damage in shipment and the common carrier to which seller shall deliver goods shipped to the consignee is hereby declared to be the agent of the consignee. Therefore it is the responsibility of the consignee to file claim with the carrier for lost or damaged shipments.

WARRANTY

All units to be free from manufacturing defects, covered by:

-Professional Series® Reach-In Refrigerators, Freezers & Dual Temps

2-Year - Parts & Labor on entire machine.

5-Year - Parts on Compressor.

-SafeTemp® Reach-In Refrigerators & Freezers

2-Year - Parts & Labor on entire machine.

5-Year - Parts on Compressor.

-Commercial Series® Reach-In Refrigerators & Freezers

2-Year - Parts & Labor on entire machine.

5-Year - Parts on Compressor.

-Warranty

Warranty valid in United States, Canada, Puerto Rico, & U.S. Territories only. Contact Factory for Warranty in other Countries. Refer to manufacturer's full warranty for complete details. Suggested List Prices are intended only as a guide. This does not restrict the price seller may establish due to market conditions.



HOSHIZAKI AMERICA, INC.

618 Hwy. 74 South

Peachtree City, GA 30269

Phone: (770) 487-2331 | Toll Free: (800) 438-6087 | Fax: (770) 487-1325

www.hoshizaki.com

DIMENSIONS
W x D x H

MODEL
NUMBER

VOLUME
(Cf)

NOMINAL
BTU

ELECTRICAL
VOLTS AMPS

NEMA
PLUG

SHIPPING
WEIGHT (LBS.)

LIST F.O.B.
PTC

PROFESSIONAL SERIES®

Reach-In Refrigerators

27.5 x 33.6 x 84.5"

Professional Series® **RH1-SSB** 1-Section Reach-In Refrigerator



RH1-SSB	22.3	1,490	115	7.0	5-15P	400 Lbs.	\$8,380
----------------	------	-------	-----	-----	-------	----------	----------------

Unit supplied with:
Four 6" heavy duty legs with stainless steel feet
Three epoxy coated shelves

27.5 x 33.6 x 84.5"

Professional Series® **RH1-SSE-FS** 1-Section Reach-In Refrigerator



RH1-SSE-FS	22.3	1,490	115	4.3	5-15P	400 Lbs.	\$8,800
-------------------	------	-------	-----	-----	-------	----------	----------------

Unit supplied with:
Four 6" heavy duty legs with stainless steel feet
Three epoxy coated shelves

27.5 x 33.6 x 84.5"

Professional Series® **RH1-SSB-HD** 1-Section Half-Door Reach-In Refrigerator



RH1-SSB-HD	22.3	1,490	115	7.0	5-15P	400 Lbs.	\$9,090
-------------------	------	-------	-----	-----	-------	----------	----------------

Unit supplied with:
Four 6" heavy duty legs with stainless steel feet
Three epoxy coated shelves

27.5 x 33.6 x 84.5"

Professional Series® **RH1-SSE-HS** 1-Section Half-Door Reach-In Refrigerator



RH1-SSE-HS	22.3	1,490	115	4.3	5-15P	400 Lbs.	\$9,550
-------------------	------	-------	-----	-----	-------	----------	----------------

Unit supplied with:
Four 6" heavy duty legs with stainless steel feet
Three epoxy coated shelves

27.5 x 33.6 x 84.5"

Professional Series® **RH1-SSB-FG** 1-Section Glass Door Reach-In Refrigerator



RH1-SSB-FG	22.3	1,490	115	7.0	5-15P	400 Lbs.	\$9,850
-------------------	------	-------	-----	-----	-------	----------	----------------

Unit supplied with:
Four 6" heavy duty legs with stainless steel feet
Three epoxy coated shelves

DIMENSIONS
W x D x H

MODEL
NUMBER

VOLUME
(Cf)

NOMINAL
BTU

ELECTRICAL
VOLTS AMPS

NEMA
PLUG

SHIPPING
WEIGHT (LBS.)

LIST F.O.B.
PTC

PROFESSIONAL SERIES®

Reach-In Refrigerators

27.5 x 33.6 x 84.5"

Professional Series® **RH1-SSE-FG** 1-Section Glass Door Reach-In Refrigerator



RH1-SSE-FG	22.3	1,490	115	4.3	5-15P	400 Lbs.	\$10,050
-------------------	------	-------	-----	-----	-------	----------	-----------------

Unit supplied with:
Four 6" heavy duty legs with stainless steel feet
Three epoxy coated shelves

27.5 x 33.6 x 84.5"

Professional Series® **RH1-SSB-HG** 1-Section Glass Half-Door Reach-In Refrigerator



RH1-SSB-HG	22.3	1,490	115	7.0	5-15P	400 Lbs.	\$10,200
-------------------	------	-------	-----	-----	-------	----------	-----------------

Unit supplied with:
Four 6" heavy duty legs with stainless steel feet
Three epoxy coated shelves

27.5 x 33.6 x 84.5"

Professional Series® **RH1-SSE-HG** 1-Section Glass Half-Door Reach-In Refrigerator




RH1-SSE-HG	22.3	1,490	115	4.3	5-15P	400 Lbs.	\$10,400
-------------------	------	-------	-----	-----	-------	----------	-----------------

Unit supplied with:
Four 6" heavy duty legs with stainless steel feet
Three epoxy coated shelves



55.0 x 33.6 x 84.5"

Professional Series® **RH2-SSE-FS** 2-Section Reach-In Refrigerator

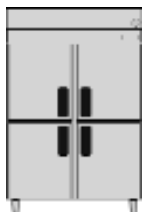


RH2-SSE-FS	48.3	2,700	115	6.0	5-15P	625 Lbs.	\$11,850
-------------------	------	-------	-----	-----	-------	----------	-----------------

Unit supplied with:
Four 6" heavy duty legs with stainless steel feet
Six epoxy coated shelves
Three epoxy coated center shelves

55.0 x 33.6 x 84.5"

Professional Series® **RH2-SSE-HS** 2-Section Half-Door Reach-In Refrigerator



RH2-SSE-HS	48.3	2,700	115	6.0	5-15P	625 Lbs.	\$12,900
-------------------	------	-------	-----	-----	-------	----------	-----------------

Unit supplied with:
Four 6" heavy duty legs with stainless steel feet
Six epoxy coated shelves
Three epoxy coated center shelves



Please turn to page 15 & 16 for accessories

DIMENSIONS
W x D x H

MODEL
NUMBER

VOLUME
(Cf)

NOMINAL
BTU

ELECTRICAL
VOLTS AMPS

NEMA
PLUG

SHIPPING
WEIGHT (LBS.)

LIST F.O.B.
PTC

PROFESSIONAL SERIES®

Reach-In Refrigerators

55.0 x 33.6 x 84.5"

Professional Series® **RH2-SSE-FG** 2-Section Glass Door Reach-In Refrigerator



RH2-SSE-FG	48.3	2,700	115	6.0	5-15P	625 Lbs.	\$13,980
-------------------	------	-------	-----	-----	-------	----------	-----------------

Unit supplied with:
Four 6" heavy duty legs with stainless steel feet
Six epoxy coated shelves
Three epoxy coated center shelves

55.0 x 33.6 x 84.5"

Professional Series® **RH2-SSB-HG** 2-Section Glass Half-Door Reach-In Refrigerator



RH2-SSB-HG	48.3	5,450	115	11.8	5-20P	625 Lbs.	\$14,300
-------------------	------	-------	-----	------	-------	----------	-----------------

Unit supplied with:
Four 6" heavy duty legs with stainless steel feet
Six epoxy coated shelves
Three epoxy coated center shelves

55.0 x 33.6 x 84.5"

Professional Series® **RH2-SSE-HG** 2-Section Glass Half-Door Reach-In Refrigerator



RH2-SSE-HG	48.3	5,450	115	6.0	5-20P	625 Lbs.	\$14,620
-------------------	------	-------	-----	-----	-------	----------	-----------------

Unit supplied with:
Four 6" heavy duty legs with stainless steel feet
Six epoxy coated shelves
Three epoxy coated center shelves



82.5 x 33.6 x 84.5"

Professional Series® **RH3-SSB** 3-Section Reach-In Refrigerator



RH3-SSB	73.7	3,750	115	13.0	5-15P	825 Lbs.	\$15,640
----------------	------	-------	-----	------	-------	----------	-----------------

Unit supplied with:
Six 6" heavy duty legs with stainless steel feet
Nine epoxy coated shelves
Six epoxy coated center shelves

82.5 x 33.6 x 84.5"

Professional Series® **RH3-SSE-HD** 3-Section Half-Door Reach-In Refrigerator



RH3-SSE-HD	73.7	3,750	115	13.0	5-15P	825 Lbs.	\$17,620
-------------------	------	-------	-----	------	-------	----------	-----------------

Unit supplied with:
Six 6" heavy duty legs with stainless steel feet
Nine epoxy coated shelves
Six epoxy coated center shelves



DIMENSIONS
W x D x H

MODEL
NUMBER

VOLUME
(Cf)

NOMINAL
BTU

ELECTRICAL
VOLTS AMPS

NEMA
PLUG

SHIPPING
WEIGHT (LBS.)

LIST F.O.B.
PTC

PROFESSIONAL SERIES®

Reach-In Refrigerators

82.5 x 33.6 x 84.5"

Professional Series® **RH3-SSB-FG** 3-Section Glass Door Reach-In Refrigerator

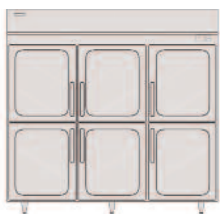


RH3-SSB-FG	73.7	3,750	115	13.0	5-15P	825 Lbs.	\$18,750
-------------------	------	-------	-----	------	-------	----------	-----------------

Unit supplied with:
Six 6" heavy duty legs with stainless steel feet
Nine epoxy coated shelves
Six epoxy coated center shelves

82.5 x 33.6 x 84.5"

Professional Series® **RH3-SSB-HG** 3-Section Glass Half-Door Reach-In Refrigerator



RH3-SSB-HG	73.7	3,750	115	13.0	5-15P	825 Lbs.	\$19,700
-------------------	------	-------	-----	------	-------	----------	-----------------

Unit supplied with:
Six 6" heavy duty legs with stainless steel feet
Nine epoxy coated shelves
Six epoxy coated center shelves

PROFESSIONAL SERIES®

Reach-In Freezers

27.5 x 33.6 x 84.5"

Professional Series® **FH1-SSB** 1-Section Reach-In Freezer



FH1-SSB	22.3	2,100	115	11.0	5-15P	400 Lbs.	\$9,860
----------------	------	-------	-----	------	-------	----------	----------------

Unit supplied with:
Four 6" heavy duty legs with stainless steel feet
Three epoxy coated shelves

27.5 x 33.6 x 84.5"

Professional Series® **FH1-SSB-HD** 1-Section Half-Door Reach-In Freezer




FH1-SSB-HD	22.3	2,100	115	11.0	5-15P	400 Lbs.	\$10,640
-------------------	------	-------	-----	------	-------	----------	-----------------

Unit supplied with:
Four 6" heavy duty legs with stainless steel feet
Three epoxy coated shelves

55.0 x 33.6 x 84.5"

Professional Series® **FH2-SSB** 2-Section Reach-In Freezer



FH2-SSB	48.3	3,415	115	16.0	5-20P	650 Lbs.	\$12,640
----------------	------	-------	-----	------	-------	----------	-----------------

Unit supplied with:
Four 6" heavy duty legs with stainless steel feet
Six epoxy coated shelves
Three epoxy coated center shelves



Please turn to page 15 & 16 for accessories

DIMENSIONS
W x D x H

MODEL
NUMBER

VOLUME
(CF)

NOMINAL
BTU

ELECTRICAL
VOLTS AMPS

NEMA
PLUG

SHIPPING
WEIGHT (LBS.)

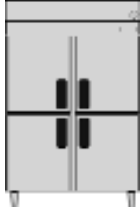
LIST F.O.B.
PTC

PROFESSIONAL SERIES®

Reach-In Freezers

55.0 x 33.6 x 84.5"

Professional Series® **FH2-SSB-HD** 2-Section Half-Door Reach-In Freezer



FH2-SSB-HD	48.3	3,415	115	16.0	5-20P	650 Lbs.	\$13,530
-------------------	------	-------	-----	------	-------	----------	-----------------

Unit supplied with:
Four 6" heavy duty legs with stainless steel feet
Six epoxy coated shelves
Three epoxy coated center shelves

PROFESSIONAL SERIES®

Dual Temp Reach-Ins

27.5 x 33.6 x 84.5"

Professional Series® **RFH1-SSB-HD** 1-Section Half-Door Reach-In Refrigerator/Freezer



RFH1-SSB-HD	9.1 / 10.5	1,250/2,160	115	16.0	5-20P	490 Lbs.	\$13,790
--------------------	------------	-------------	-----	------	-------	----------	-----------------

Unit supplied with:
Four 6" heavy duty legs with stainless steel feet
Three epoxy coated shelves

55.0 x 33.6 x 84.5"

Professional Series® **RFH2-SSB** 2-Section Reach-In Refrigerator/Freezer



RFH2-SSB	22.3 / 22.3	1,490/2,450	115	18.4	HW/30 amp.	750 Lbs.	\$17,170
-----------------	-------------	-------------	-----	------	------------	----------	-----------------

Unit supplied with:
Four 6" heavy duty legs with stainless steel feet
Six epoxy coated shelves

55.0 x 33.6 x 84.5"

Professional Series® **RFH2-SSB-HD** 2-Section Half-Door Reach-In Refrigerator/Freezer

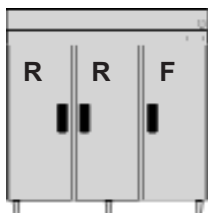


RFH2-SSB-HD	22.3 / 22.3	1,490/2,450	115	18.4	HW/30 amp.	750 Lbs.	\$18,690
--------------------	-------------	-------------	-----	------	------------	----------	-----------------

Unit supplied with:
Four 6" heavy duty legs with stainless steel feet
Six epoxy coated shelves

82.5 x 33.6 x 84.5"

Professional Series® **RFH3-SSB** 3-Section Reach-In Refrigerator/Freezer



RFH3-SSB	48.3 / 22.3	1,490/2,450	115	21.6	HW/30 amp.	950 Lbs.	\$23,000
-----------------	-------------	-------------	-----	------	------------	----------	-----------------

Unit supplied with:
Six 6" heavy duty legs with stainless steel feet
Nine epoxy coated shelves
Three epoxy coated center shelves



Please turn to page 15 & 16 for accessories

DIMENSIONS
W x D x H

MODEL
NUMBER

VOLUME
(CF)

NOMINAL
BTU

ELECTRICAL
VOLTS AMPS

NEMA
PLUG

SHIPPING
WEIGHT (LBS.)

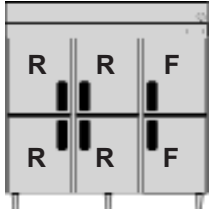
LIST F.O.B.
PTC

PROFESSIONAL SERIES®

Dual Temp Reach-Ins

82.5 x 33.6 x 84.5"

Professional Series® **RFH3-SSB-HD** 3-Section Half-Door Reach-In Refrigerator/Freezer



RFH3-SSB-HD	48.3 / 22.3	1,490/2,450	115	21.6	HW/30 amp.	950 Lbs.	\$24,670
--------------------	-------------	-------------	-----	------	------------	----------	-----------------

Unit supplied with:
Six 6" heavy duty legs with stainless steel feet
Nine epoxy coated shelves
Three epoxy coated center shelves

PROFESSIONAL SERIES®

Pass Thru Refrigerators

27.5 x 35.9 x 84.5"

Professional Series® **PTR1SSB-FSFS** 1-Section Pass Thru Refrigerator with Full Height Stainless Steel Doors - Front and Back



PTR1SSB-FSFS	23.8	3,610	115	12.0	5-15P	475 Lbs.	\$12,730
---------------------	------	-------	-----	------	-------	----------	-----------------

Unit supplied with:
Four 6" heavy duty legs with stainless steel feet
Three epoxy coated shelves

27.5 x 35.9 x 84.5"

Professional Series® **PTR1SSB-HSHS** 1-Section Pass Thru Refrigerator with Half Height Stainless Steel Doors - Front and Back



PTR1SSB-HSHS	23.8	3,610	115	12.0	5-15P	475 Lbs.	\$13,700
---------------------	------	-------	-----	------	-------	----------	-----------------

Unit supplied with:
Four 6" heavy duty legs with stainless steel feet
Three epoxy coated shelves

27.5 x 35.9 x 84.5"

Professional Series® **PTR1SSB-FGFG** 1-Section Pass Thru Refrigerator with Full Height Glass Doors - Front and Back



PTR1SSB-FGFG	23.8	3,610	115	12.0	5-15P	475 Lbs.	\$14,340
---------------------	------	-------	-----	------	-------	----------	-----------------

Unit supplied with:
Four 6" heavy duty legs with stainless steel feet
Three epoxy coated shelves

27.5 x 35.9 x 84.5"

Professional Series® **PTR1SSB-HGHG** 1-Section Pass Thru Refrigerator with Half Height Glass Doors - Front and Back



PTR1SSB-HGHG	23.8	3,610	115	12.0	5-15P	475 Lbs.	\$15,020
---------------------	------	-------	-----	------	-------	----------	-----------------

Unit supplied with:
Four 6" heavy duty legs with stainless steel feet
Three epoxy coated shelves



Please turn to page 15 & 16 for accessories

DIMENSIONS
W x D x H

MODEL
NUMBER

VOLUME
(CF)

NOMINAL
BTU

ELECTRICAL
VOLTS AMPS

NEMA
PLUG

SHIPPING
WEIGHT (LBS.)

LIST F.O.B.
PTC

PROFESSIONAL SERIES®

Pass Thru Refrigerators

27.5 x 35.9 x 84.5"




Professional Series® **PTR1SSB-HGHS** 1-Section Pass Thru Refrigerator with Half Height Glass Doors - Front, and Half Height Stainless Steel Doors - Back

PTR1SSB-HGHS	23.8	3,610	115	12.0	5-15P	475 Lbs.	\$14,220
---------------------	------	-------	-----	------	-------	----------	-----------------

Unit supplied with:
Four 6" heavy duty legs with stainless steel feet
Three epoxy coated shelves

55.0 x 35.9 x 84.5"



Professional Series® **PTR2SSB-FSFS** 2-Section Pass Thru Refrigerator with Full Height Stainless Steel Doors - Front and Back

PTR2SSB-FSFS	51.3	6,226	115	12.0	5-15P	700 Lbs.	\$18,180
---------------------	------	-------	-----	------	-------	----------	-----------------

Unit supplied with:
Four 6" heavy duty legs with stainless steel feet
Six epoxy coated shelves
Three epoxy coated center shelves

55.0 x 35.9 x 84.5"



Professional Series® **PTR2SSB-HSHS** 2-Section Half-Door Reach-In Refrigerator with Half Height Stainless Steel Doors - Front and Back

PTR2SSB-HSHS	51.3	6,226	115	12.0	5-15P	700 Lbs.	\$19,370
---------------------	------	-------	-----	------	-------	----------	-----------------

Unit supplied with:
Four 6" heavy duty legs with stainless steel feet
Six epoxy coated shelves
Three epoxy coated center shelves

55.0 x 35.9 x 84.5"



Professional Series® **PTR2SSB-FGFG** 2-Section Pass Thru Refrigerator with Full Height Glass Doors - Front and Back

PTR2SSB-FGFG	51.3	6,226	115	12.0	5-15P	700 Lbs.	\$21,240
---------------------	------	-------	-----	------	-------	----------	-----------------

Unit supplied with:
Four 6" heavy duty legs with stainless steel feet
Six epoxy coated shelves
Three epoxy coated center shelves

55.0 x 35.9 x 84.5"



Professional Series® **PTR2SSB-HGHG** 2-Section Half-Door Reach-In Refrigerator with Half Height Glass Doors - Front and Back

PTR2SSB-HGHG	51.3	6,226	115	12.0	5-15P	700 Lbs.	\$22,360
---------------------	------	-------	-----	------	-------	----------	-----------------

Unit supplied with:
Four 6" heavy duty legs with stainless steel feet
Six epoxy coated shelves
Three epoxy coated center shelves

DIMENSIONS
W x D x H

MODEL
NUMBER

VOLUME
(CF)

NOMINAL
BTU

ELECTRICAL
VOLTS AMPS

NEMA
PLUG

SHIPPING
WEIGHT (LBS.)

LIST F.O.B.
PTC

PROFESSIONAL SERIES®

Roll-In Refrigerators

35 x 38.4 x 90.5"

Professional Series® **RIR1-SSB** 1-Section Roll-In Refrigerator



RIR1-SSB	37.7	1,490	115	7.0	5-15P	500 Lbs.	\$11,850
-----------------	------	-------	-----	-----	-------	----------	-----------------

Unit supplied with:
4" ramp

SAFETEMP®

Reach-in Refrigerators

27.5 x 33.6 x 82.5"

SafeTemp® **RH1-AAC** 1-Section Reach-In Refrigerator



RH1-AAC	22.3	1,693	115	5.0	5-15P	350 Lbs.	\$6,500
----------------	------	-------	-----	-----	-------	----------	----------------

Unit supplied with:
Four 4" heavy duty casters (2 with brakes)
Three epoxy coated shelves

27.5 x 33.6 x 82.5"

SafeTemp® **RH1-AAC-HD** 1-Section Half-Door Reach-In Refrigerator



RH1-AAC-HD	22.3	1,693	115	5.0	5-15P	350 Lbs.	DISCONTINUED
-------------------	------	-------	-----	-----	-------	----------	---------------------

Unit supplied with:
Four 4" heavy duty casters (2 with brakes)
Three epoxy coated shelves

55.0 x 33.6 x 82.5"

SafeTemp® **RH2-AAC** 2-Section Reach-In Refrigerator



RH2-AAC	48.3	2,145	115	7.0	5-15P	550 Lbs.	\$7,920
----------------	------	-------	-----	-----	-------	----------	----------------

Unit supplied with:
Four 4" heavy duty casters (2 with brakes)
Six epoxy coated shelves
Three epoxy coated center shelves

55.0 x 33.6 x 82.5"

SafeTemp® **RH2-AAC-HD** 2-Section Half-Door Reach-In Refrigerator



RH2-AAC-HD	48.3	2,145	115	7.0	5-15P	550 Lbs.	\$8,480
-------------------	------	-------	-----	-----	-------	----------	----------------

Unit supplied with:
Four 4" heavy duty casters (2 with brakes)
Six epoxy coated shelves
Three epoxy coated center shelves



DIMENSIONS
W x D x H

MODEL
NUMBER

VOLUME
(CF)

NOMINAL
BTU

ELECTRICAL
VOLTS AMPS

NEMA
PLUG

SHIPPING
WEIGHT (LBS.)

LIST F.O.B.
PTC

SAFETEMP®

Reach-In Refrigerators

82.5 x 33.6 x 82.5"

SafeTemp® **RH3-AAC** 3-Section Reach-In Refrigerator



RH3-AAC	73.7	4,314	115	12.5	5-15P	750 Lbs.	\$10,630
----------------	------	-------	-----	------	-------	----------	-----------------

Unit supplied with:
Six 4" heavy duty casters (3 with brakes)
Nine epoxy coated shelves
Six epoxy coated center shelves

82.5 x 33.6 x 82.5"

SafeTemp® **RH3-AAC-HD** 3-Section Half-Door Reach-In Refrigerator



RH3-AAC-HD	73.7	4,314	115	12.5	5-15P	750 Lbs.	\$11,560
-------------------	------	-------	-----	------	-------	----------	-----------------

Unit supplied with:
Six 4" heavy duty casters (3 with brakes)
Nine epoxy coated shelves
Six epoxy coated center shelves

SAFETEMP®

Reach-In Freezers

27.5 x 33.6 x 82.5"

SafeTemp® **FH1-AAC** 1-Section Reach-In Freezer



FH1-AAC	22.3	2,450	115	11.0	5-15P	400 Lbs.	\$7,050
----------------	------	-------	-----	------	-------	----------	----------------

Unit supplied with:
Four 4" heavy duty casters (2 with brakes)
Three epoxy coated shelves

27.5 x 33.6 x 82.5"

SafeTemp® **FH1-AAC-HD** 1-Section Half-Door Reach-In Freezer




FH1-AAC-HD	22.3	2,450	115	11.0	5-15P	400 Lbs.	DISCONTINUED
-------------------	------	-------	-----	------	-------	----------	---------------------

Unit supplied with:
Four 4" heavy duty casters (2 with brakes)
Three epoxy coated shelves

55.0 x 33.6 x 82.5"

SafeTemp® **FH2-AAC** 2-Section Reach-In Freezer



FH2-AAC	48.3	3,690	115	16.0	5-20P	575 Lbs.	\$9,480
----------------	------	-------	-----	------	-------	----------	----------------

Unit supplied with:
Four 4" heavy duty casters (2 with brakes)
Six epoxy coated shelves
Three epoxy coated center shelves

55.0 x 33.6 x 82.5"

SafeTemp® **FH2-AAC-HD** 2-Section Half-Door Reach-In Freezer



FH2-AAC-HD	48.3	3,690	115	16.0	5-20P	575 Lbs.	\$10,110
-------------------	------	-------	-----	------	-------	----------	-----------------

Unit supplied with:
Four 4" heavy casters (2 with brakes)
Six epoxy coated shelves
Three epoxy coated center shelves



Please turn to page 15 & 16 for accessories

DIMENSIONS
W x D x H

MODEL
NUMBER

VOLUME
(CF)

NOMINAL
BTU

ELECTRICAL
VOLTS AMPS

NEMA
PLUG

SHIPPING
WEIGHT (LBS.)

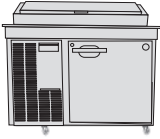
LIST F.O.B.
PTC

PROFESSIONAL SERIES®

Refrigerated Prep / Pizza Table
With Raised Rail

Professional Series® HPR46A 1-Section Refrigerated Prep Table

46 x 32.3 x 44.8"



HPR46A	18.8	4,391	115	13.6	5-15P	585 Lbs.	\$10,500
---------------	------	-------	-----	------	-------	----------	-----------------

Unit supplied with:
Four 4" heavy duty casters (2 with brakes)
Four epoxy coated shelves

46" x 16" x 1/2" Cutting Board (HS-4010)

\$310

Professional Series® HPR72A 2-Section Refrigerated Prep Table

72 x 32.3 x 44.8"



HPR72A	18.8	4,391	115	13.6	5-15P	585 Lbs.	\$12,000
---------------	------	-------	-----	------	-------	----------	-----------------

Unit supplied with:
Four 4" heavy duty casters (2 with brakes)
Four epoxy coated shelves

72" x 16" x 1/2" Cutting Board (HS-4011)

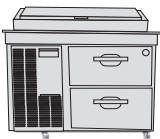
\$390

PROFESSIONAL SERIES®

Refrigerated Prep / Pizza Table
With Raised Rail and Drawers

Professional Series® HPR46A-D 1-Section Refrigerated Prep Table

46 x 32.3 x 44.8"



HPR46A-D	18.8	4,391	115	13.6	5-15P	585 Lbs.	\$12,900
-----------------	------	-------	-----	------	-------	----------	-----------------

Unit supplied with:
Four 4" heavy duty casters (2 with brakes)
Four epoxy coated shelves

46" x 16" x 1/2" Cutting Board (HS-4010)

\$310

Professional Series® HPR72A-D 2-Section Refrigerated Prep Table

72 x 32.3 x 44.8"



HPR72A-D	18.8	4,391	115	13.6	5-15P	585 Lbs.	\$16,120
-----------------	------	-------	-----	------	-------	----------	-----------------

Unit supplied with:
Four 4" heavy duty casters (2 with brakes)
Four epoxy coated shelves

72" x 16" x 1/2" Cutting Board (HS-4011)

\$390



Please turn to page 15 & 16 for accessories

DIMENSIONS
W x D x H

MODEL
NUMBER

VOLUME
(CF)

NOMINAL
BTU

ELECTRICAL
VOLTS AMPS

NEMA
PLUG

SHIPPING
WEIGHT (LBS.)

LIST F.O.B.
PTC

PROFESSIONAL SERIES® Undercounter Refrigerators and Freezers

Professional Series® HUR40A 1-Section Undercounter Refrigerator

40.25 x 32.3 x 33.9"



HUR40A	8.5	1,442	115	5.0	5-15P	312 Lbs.	\$6,100
---------------	-----	-------	-----	-----	-------	----------	----------------

Unit supplied with:
Four 4" heavy duty casters (2 with brakes)
Two epoxy coated shelves

Professional Series® HUR68A 2-Section Undercounter Refrigerator

68.0 x 32.3 x 33.9"



HUR68A	18.8	1,442	115	5.0	5-15P	435 Lbs.	\$7,830
---------------	------	-------	-----	-----	-------	----------	----------------

Unit supplied with:
Four 4" heavy duty casters (2 with brakes)
Four epoxy coated shelves

Professional Series® HUR96A 3-Section Undercounter Refrigerator

95.8 x 32.3 x 33.9"

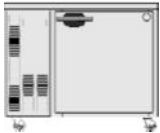


HUR96A	29.1	2,010	115	6.0	5-15P	558 Lbs.	\$11,190
---------------	------	-------	-----	-----	-------	----------	-----------------

Unit supplied with:
Six 4" heavy duty casters (3 with brakes)
Six epoxy coated shelves

Professional Series® HUF40A 1-Section Undercounter Freezer

40.25 x 32.3 x 33.9"



HUF40A	8.5	1,378	115	5.5	5-15P	317 Lbs.	\$7,180
---------------	-----	-------	-----	-----	-------	----------	----------------

Unit supplied with:
Four 4" heavy duty casters (2 with brakes)
Two epoxy coated shelves

Professional Series® HUF68A 2-Section Undercounter Freezer

68.0 x 32.3 x 33.9"



HUF68A	18.8	2,592	115	10.0	5-15P	442 Lbs.	\$9,250
---------------	------	-------	-----	------	-------	----------	----------------

Unit supplied with:
Four 4" heavy duty casters (2 with brakes)
Four epoxy coated shelves

DIMENSIONS
W x D x H

MODEL
NUMBER

VOLUME
(CF)

NOMINAL
BTU

ELECTRICAL
VOLTS AMPS

NEMA
PLUG

SHIPPING
WEIGHT (LBS.)

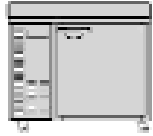
LIST F.O.B.
PTC

PROFESSIONAL SERIES®

Worktop Refrigerators and Freezers

Professional Series® HWR40A 1-Section Worktop Refrigerator

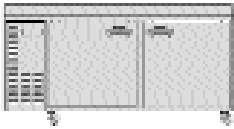
40.25 x 32.3 x 39.9"	HWR40A	8.5	1,442	115	5.0	5-15P	317 Lbs.	\$6,370
----------------------	---------------	-----	-------	-----	-----	-------	----------	----------------



Unit supplied with:
Four 6" heavy duty casters (2 with brakes)
Two epoxy coated shelves

Professional Series® HWR68A 2-Section Worktop Refrigerator

68.0 x 32.3 x 39.9"	HWR68A	18.8	1,442	115	5.0	5-15P	443 Lbs.	\$8,210
---------------------	---------------	------	-------	-----	-----	-------	----------	----------------



Unit supplied with:
Four 6" heavy duty casters (2 with brakes)
Four epoxy coated shelves

Professional Series® HWR96A 3-Section Worktop Refrigerator

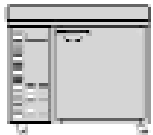
95.8 x 32.3 x 39.9"	HWR96A	29.1	2,010	115	6.0	5-15P	561 Lbs.	\$11,980
---------------------	---------------	------	-------	-----	-----	-------	----------	-----------------



Unit supplied with:
Six 6" heavy duty casters (3 with brakes)
Six epoxy coated shelves

Professional Series® HWF40A 1-Section Worktop Freezer

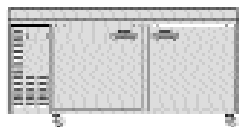
40.25 x 32.3 x 39.9"	HWF40A	8.5	1,378	115	5.5	5-15P	322 Lbs.	\$7,460
----------------------	---------------	-----	-------	-----	-----	-------	----------	----------------



Unit supplied with:
Four 6" heavy duty casters (2 with brakes)
Two epoxy coated shelves

Professional Series® HWF68A 2-Section Worktop Freezer

68.0 x 32.3 x 39.9"	HWF68A	18.8	2,592	115	10.0	5-15P	450 Lbs.	\$9,610
---------------------	---------------	------	-------	-----	------	-------	----------	----------------



Unit supplied with:
Four 6" heavy duty casters (2 with brakes)
Four epoxy coated shelves



Please turn to page 15 & 16 for accessories

DIMENSIONS
W x D x H

MODEL
NUMBER

VOLUME
(CF)

NOMINAL
BTU

ELECTRICAL
VOLTS AMPS

NEMA
PLUG


SHIPPING
WEIGHT (LBS.)

LIST F.O.B.
PTC

PROFESSIONAL SERIES® Undercounter Refrigerators and Freezers with Drawers

Professional Series® HUR40A-D 1-Section Undercounter Refrigerator with Drawers

40.25 x 32.3 x 33.9"

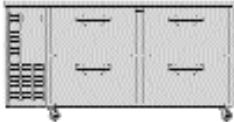


HUR40A-D	8.5	1,442	115	5.0	5-15P	370 Lbs.	\$8,390
-----------------	-----	-------	-----	-----	-------	----------	----------------

Unit supplied with:
Four 4" heavy duty casters (2 with brakes)
Each drawer will accommodate (2) 12" x 20" x 6" DP pans (Pans by others)

Professional Series® HUR68A-D 2-Section Undercounter Refrigerator with Drawers

68.0 x 32.3 x 33.9"



HUR68A-D	18.8	1,442	115	5.0	5-15P	546 Lbs.	\$12,430
-----------------	------	-------	-----	-----	-------	----------	-----------------

Unit supplied with:
Four 4" heavy duty casters (2 with brakes)
Each drawer will accommodate (2) 12" x 20" x 6" DP pans (Pans by others)

Professional Series® HUR96A-D 3-Section Undercounter Refrigerator with Drawers

95.8 x 32.3 x 33.9"



HUR96A-D	29.1	2,010	115	6.0	5-15P	725 Lbs.	\$18,440
-----------------	------	-------	-----	-----	-------	----------	-----------------

Unit supplied with:
Six 4" heavy duty casters (2 with brakes)
Each drawer will accommodate (2) 12" x 20" x 6" DP pans (Pans by others)

Professional Series® HUF40A-D 1-Section Undercounter Freezer with Drawers

40.25 x 32.3 x 33.9"

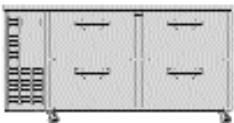


HUF40A-D	8.5	1,378	115	5.5	5-15P	375 Lbs.	\$9,470
-----------------	-----	-------	-----	-----	-------	----------	----------------

Unit supplied with:
Four 4" heavy duty casters (2 with brakes)
Each drawer will accommodate (2) 12" x 20" x 6" DP pans (Pans by others)

Professional Series® HUF68A-D 2-Section Undercounter Freezer with Drawers

68.0 x 32.3 x 33.9"



HUF68A-D	18.8	2,104	115	10.0	5-15P	553 Lbs.	\$14,780
-----------------	------	-------	-----	------	-------	----------	-----------------

Unit supplied with:
Four 4" heavy duty casters (2 with brakes)
Each drawer will accommodate (2) 12" x 20" x 6" DP pans (Pans by others)

DIMENSIONS
W x D x H

MODEL
NUMBER

VOLUME
(Cf)
REF / FRZ

NOMINAL
BTU
REF / FRZ

ELECTRICAL
VOLTS AMPS

NEMA
PLUG

SHIPPING
WEIGHT (LBS.)

LIST F.O.B.
PTC

PROFESSIONAL SERIES®

Worktop Refrigerators and Freezers with Drawers

Professional Series® **HWR40A-D** 1-Section Worktop Refrigerator with Drawers

40.25 x 32.3 x 39.9"

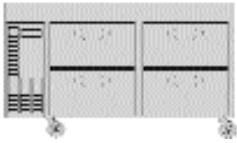


HWR40A-D	8.5	1,442	115	5.0	5-15P	375 Lbs.	\$8,650
-----------------	-----	-------	-----	-----	-------	----------	----------------

Unit supplied with:
Four 6" heavy duty casters (2 with brakes)
Each drawer will accommodate (2) 12" x 20" x 6" DP pans (Pans by others)

Professional Series® **HWR68A-D** 2-Section Worktop Refrigerator with Drawers

68.0 x 32.3 x 39.9"

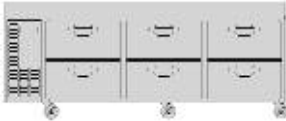


HWR68A-D	18.8	1,442	115	5.0	5-15P	554 Lbs.	\$12,810
-----------------	------	-------	-----	-----	-------	----------	-----------------

Unit supplied with:
Four 6" heavy duty casters (2 with brakes)
Each drawer will accommodate (2) 12" x 20" x 6" DP pans (Pans by others)

Professional Series® **HWR96A-D** 3-Section Worktop Refrigerator with Drawers

95.8 x 32.3 x 39.9"



HWR96A-D	29.1	2,010	115	6.0	5-15P	734 Lbs.	\$19,260
-----------------	------	-------	-----	-----	-------	----------	-----------------

Unit supplied with:
Six 6" heavy duty casters (2 with brakes)
Each drawer will accommodate (2) 12" x 20" x 6" DP pans (Pans by others)

Professional Series® **HWF40A-D** 1-Section Worktop Freezer with Drawers

40.25 x 32.3 x 39.9"

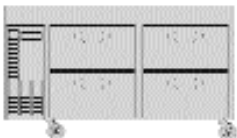


HWF40A-D	8.5	1,378	115	5.5	5-15P	380 Lbs.	\$9,750
-----------------	-----	-------	-----	-----	-------	----------	----------------

Unit supplied with:
Four 6" heavy duty casters (2 with brakes)
Each drawer will accommodate (2) 12" x 20" x 6" DP pans (Pans by others)

Professional Series® **HWF68A-D** 2-Section Worktop Freezer with Drawers

68.0 x 32.3 x 39.9"



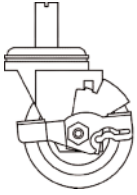
HWF68A-D	18.8	2,104	115	10.0	5-15P	561 Lbs.	\$15,110
-----------------	------	-------	-----	------	-------	----------	-----------------

Unit supplied with:
Four 6" heavy duty casters (2 with brakes)
Each drawer will accommodate (2) 12" x 20" x 6" DP pans (Pans by others)



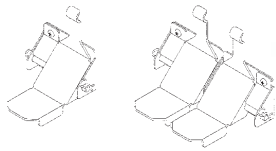
Please turn to page 15 & 16 for accessories

REACH-IN ACCESSORIES



Casters & Legs

Item No.	Description	List Price
HS-3546	4" Casters (Set of four - two with brakes)	\$320
HS-3547	4" Casters (Set of six - three with brakes)* <small>*(3 section SSB Reach-Ins only)</small>	\$480
HS-3511	6" Legs (Set of two) 3 Section Uprights Only	\$100
HS-3512	6" Legs (Set of four) 1 / 2 / 3 Section Uprights	\$180
HS-3712	2.8" Casters (Set of four - two with brakes) 1 and 2 Section Undercounters	\$280
HS-3713	2.8" Casters (Set of six - three with brakes) 3 Section Undercounters	\$330
HS-3714	6" Legs (Set of four) 1 and 2 Section Undercounters and Worktops	\$110
HS-3715	6" Legs (Set of six) 3 Section Undercounters and Worktops	\$180



Foot Pedals

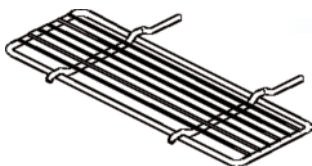
HS-3513	One Door Foot Pedal	\$230
HS-3514	Two Door Foot Pedal	\$400

Full Shelves



HS-3507	Standard Epoxy Shelf (SSE, SSB, AAC or Commercial Series)	\$90
HS-3502	Stainless Steel Shelf (SSE, SSB, AAC or Commercial Series)	\$260
HS-3551	Epoxy Shelf (For all Pass Thru units)	\$140
HS-3553	Stainless Steel Shelf (PTRX-SSB Pass Thru)	\$270
HS-3561	Epoxy Shelf (2 or 3 Section Undercounter)	\$130
HS-3563	Epoxy Shelf (1 Section Undercounter)	\$130

Center Shelves



HS-3509	Epoxy Center Shelf (SSB only)	\$120
HS-3504	Stainless Steel Center Shelf (SSB only)	\$330

Hoshizaki America, Inc.

“A Superior Degree of Reliability”

HOSHIZAKI AMERICA, INC.

618 Highway 74 South | Peachtree City, GA 30269

Tel: (800) 438-6087 | (770) 487-2331

Fax: (800) 345-1325 | (770) 487-1325

Service Number: (800) 233-1940

www.hoshizaki.com

REACH-IN

PRICE LIST

2010



Item #11500 | 1/5/2010