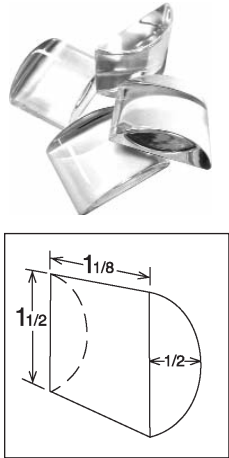



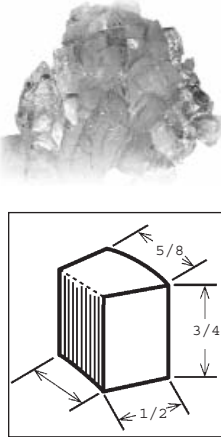


Hoshizaki America, Inc. Tipos de Hielo



Cubo Creciente - Individual, seco solido, espesor ajustable
Modelos - KM, KMD, KML, KMS, DKM



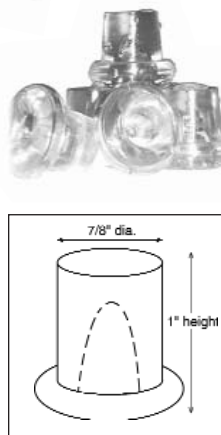
Cubelet - Solido, masticable, diseñado para muchos usos
Modelos - C, F-C, FD-C, FS-C, DCM



Escama/Frape - Seco, masticable, escama seca
Modelos - F



Cilindro - Individual, solido, cristalino, cilindrico
Modelos - Serie AM



*Dimensiones en pulgadas

Hoshizaki America, Inc.
"Un Grado de Confiabilidad Superior"

618 Hwy. 74 South • Peachtree City, GA 30269 • Phone: 770-487-2331 • Email: marketing@hoshizaki.com